



ಬೃಹತ್ ಬೆಂಗಳೂರು ಮಹಾನಗರ ಪಾಲಿಕೆ
Bruhat Bengaluru Mahanagara Palike



BBMP COVID-19 WAR ROOM 09.06.2022



OVERVIEW OF COVID-19 IN BENGALURU



CASE TRENDS

ACTIVE CASES **2,776**

Confirmed Cases

458

17,90,272 #

Recovered Cases

208

17,70,531 #

Death Cases

0

16,965 #



HOSPITALIZATION

19

ICU – V

-

ICU

1

HDU

-

General

18

INCLUDES GOVT. QUOTA AND PRIVATE WALK-IN HOSPITALIZATION



VACCINATION

38,878 1,93,52,159 #

First Dose

11,668

96,32,655 #

Second Dose

21,070

88,26,429 #

Precaution Dose

6,140

6,60,598 #



TRIAGING

MTU

25

Tele Triage

280



ACTIVE CLUSTERS

7

Budding Clusters
(<5 Cases)

7

Clusters (> 5 cases)

0



TESTING

17,233 3,01,77,440 #

RAT

3,636

RTPCR

13,597

Positivity : 2.12%

*FOR LAST 7 DAYS

: indicates cumulative numbers till date



ABSTRACT OF COVID-19 SCENARIO IN BENGALURU



	MALE			FEMALE			TRANSGENDER			TOTAL		
	Last 24 Hours	Last 7 Days	Cumulative	Last 24 Hours	Last 7 Days	Cumulative	Last 24 Hours	Last 7 Days	Cumulative	Last 24 Hours	Last 7 Days	Cumulative
Positive Cases	259	1,152	10,58,822	199	969	7,31,259	0	0	191	458	2,121	17,90,272
Recovered Cases	115	785	10,46,088	93	650	7,24,353	0	0	183	208	1,435	17,70,531
Death Cases	0	0	10,745	0	1	6,216	0	0	4	0	1	16,965
Total Tests Done	In Last 24 hrs. : 17,233			In last 7 days : 1,00,264			Cumulative : 3,01,77,440					
Vaccine Doses Administered	In Last 24 hrs. : 38,878			In last 7 days : 1,18,469			Cumulative : 1,93,52,159					
ACTIVE CASES							2,776					

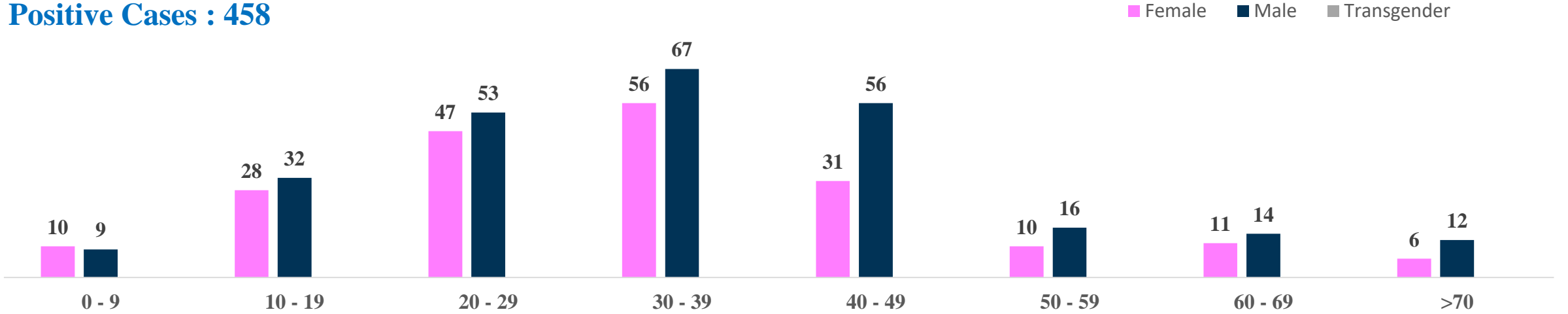
*Covid deaths occurred today : 00 | Covid deaths occurred beyond last 24 hrs., reported today : 00



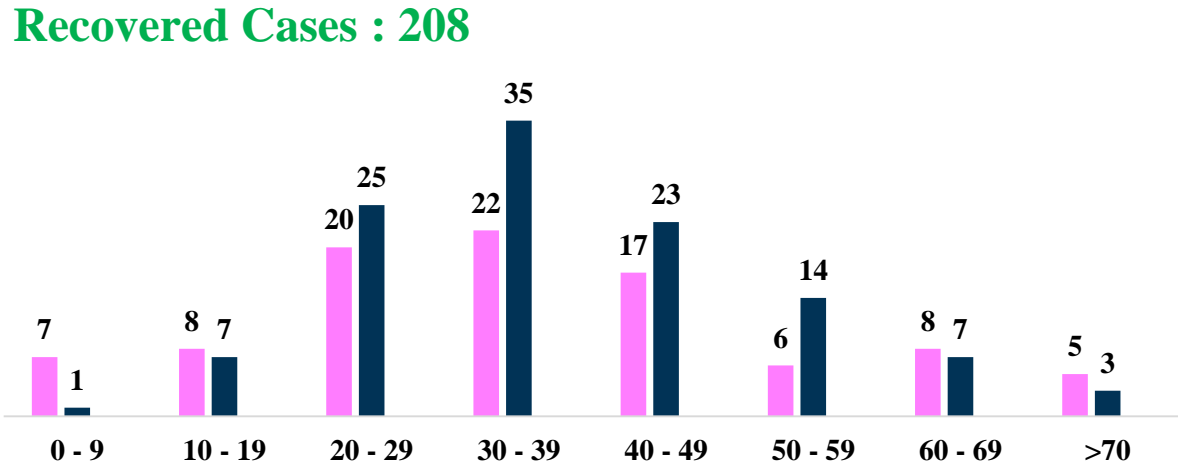
LAST 24 HOURS AGE GROUP AND GENDER WISE DISTRIBUTION




Positive Cases : 458



Recovered Cases : 208



Death Cases : 0

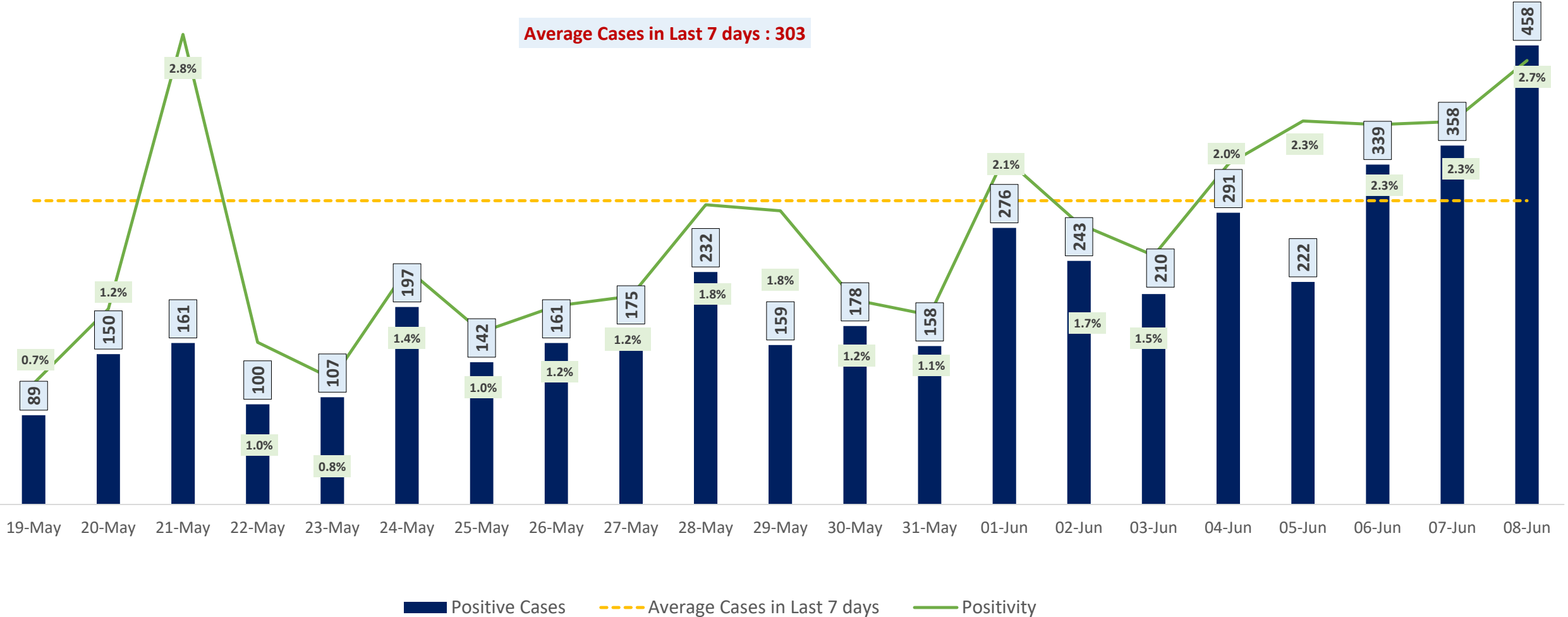




POSITIVITY RATE OF BENGALURU – LAST 21 DAYS



Average Cases in Last 7 days : 303

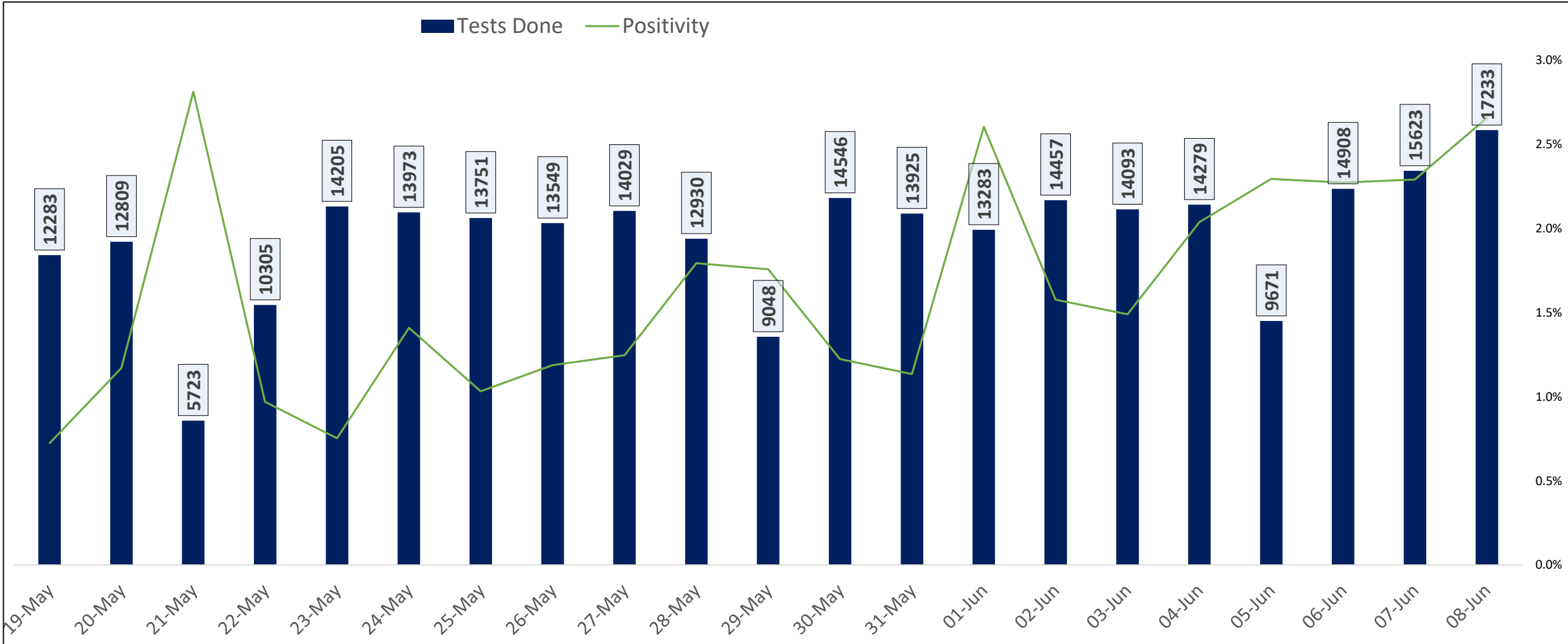




TESTING TRENDS IN BENGALURU

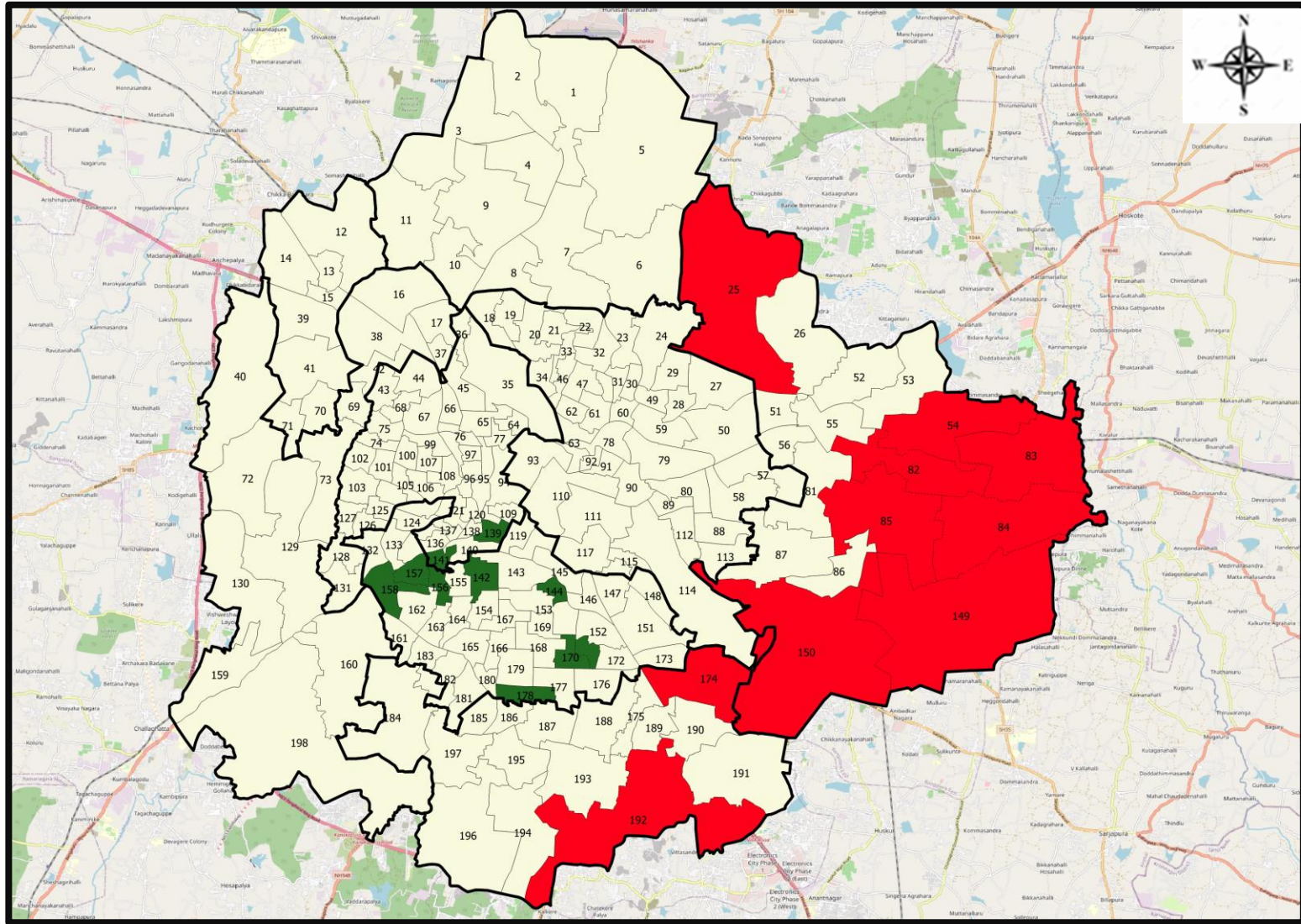


Total Test Conducted Till Date	Test Conducted Last 24 hours	Last 7 Days Average
3,01,77,440	17,233	14,323





BENGALURU URBAN MAP SHOWING TREND OF POSITIVE CASES IN LAST 7 DAYS



Top 10 wards reporting highest number of positive cases in last 7 days

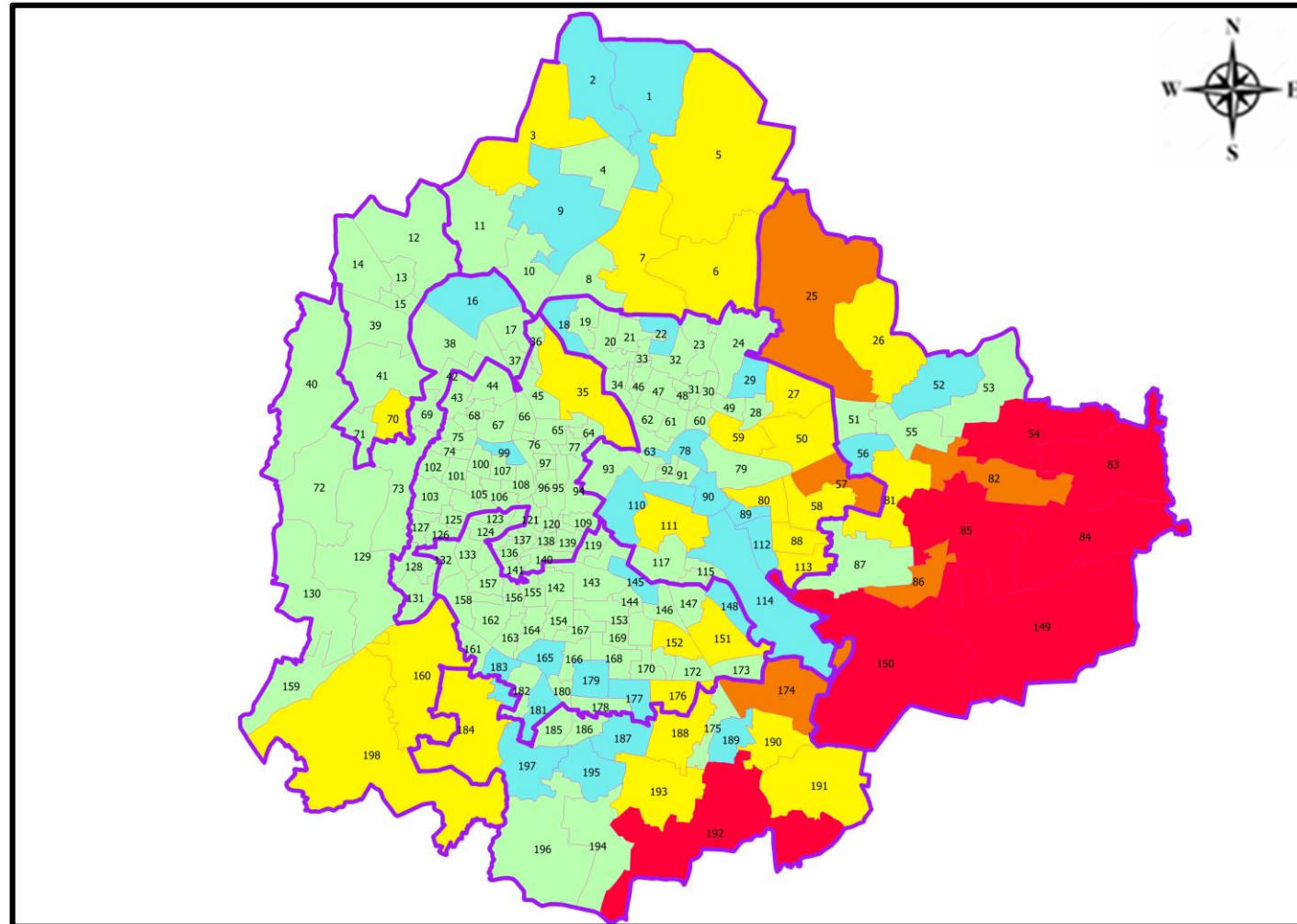
Ward No.	Ward Name	Daily Cases Average
150	Bellanduru	41
85	Dodda Nekkundi	15
149	Varthuru	12
84	Hagadur	11
83	Kadugodi	9
54	Hudi	8
192	Begur	7
174	HSR Layout	7
25	Horamavu	6
82	Garudachar Palya	6







Top 10 wards reporting least number of positive cases in last 7 days

Ward No.	Ward Name	Daily Cases Average
178	Sarakki	0
171	Gurappanapalya	0
170	Jayanagar East	0
158	Deepanjali Nagara	0
157	Gali Anjaneya Temple	0
156	Srinagara	0
144	Siddapura	0
142	Sunkenahalli	0
141	Azad Nagar	0
139	K R Market	0



BENGALURU MAP SHOWING INTENSITY OF POSITIVE CASES IN LAST 7 DAYS



-  **Level 1 : 0 to 5 Cases**
-  **Level 2 : 05 to 10 Cases**
-  **Level 3 : 10 to 25 Cases**
-  **Level 4 : 25 to 50 Cases**
-  **Level 5 : More than 50 Cases**
-  **Zone Boundaries**

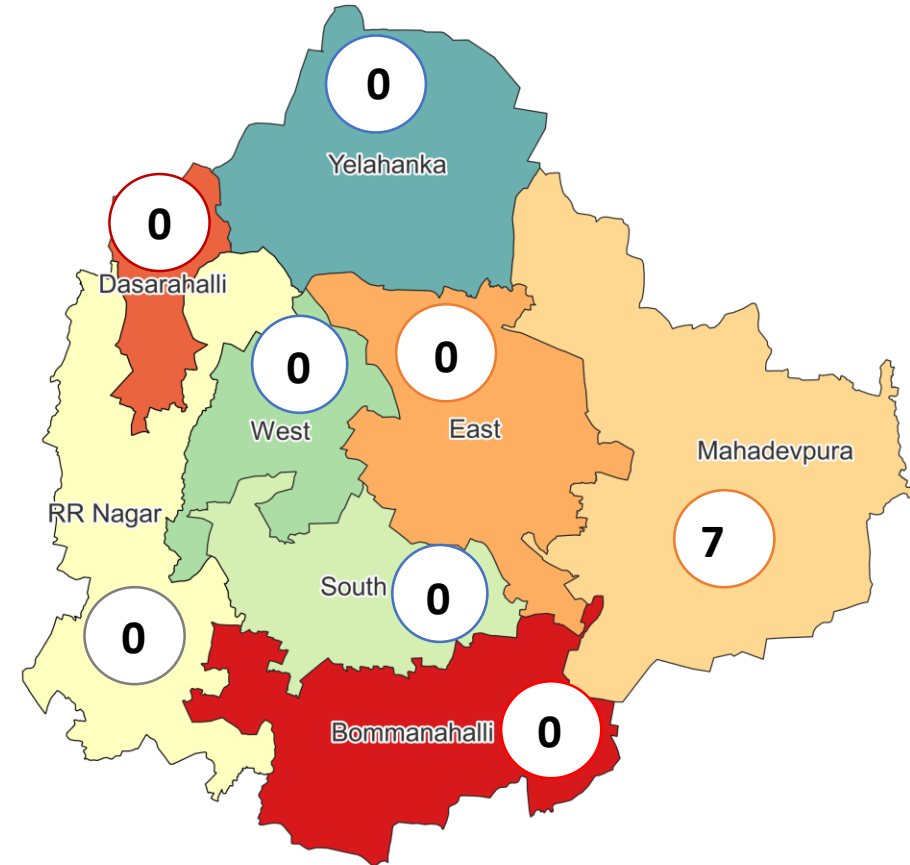


CLUSTER DETAILS



Zone Name	TOTAL CLUSTERS	Budding Clusters	Clusters	Outbreaks
		Less Than 5 Cases	5 To 14 Cases	More Than 14 Cases
BOMMANAHALLI	0 (-)	0 (-)	0 (-)	0 (-)
DASARAHALLI	0 (-)	0 (-)	0 (-)	0 (-)
EAST	0 (-)	0 (-)	0 (-)	0 (-)
MAHADEVPURA	7 (-)	7 (-)	0 (-)	0 (-)
RR NAGAR	0 (-)	0 (-)	0 (-)	0 (-)
SOUTH	0 (-)	0 (-)	0 (-)	0 (-)
WEST	0 (-)	0 (-)	0 (-)	0 (-)
YELAHANKHA	0 (-)	0 (-)	0 (-)	0 (-)
TOTAL	7 (-)	7 (-)	0 (-)	0 (-)

Total Active Clusters



Types of Clusters

Zone Name	Apartments/ Villa	Individual House	Hostels/Quarters	Others	Schools/Colleges
BOMMANAHALLI	0 (-)	0 (-)	0 (-)	0 (-)	0 (-)
DASARAHALLI	0 (-)	0 (-)	0 (-)	0 (-)	0 (-)
EAST	0 (-)	0 (-)	0 (-)	0 (-)	0 (-)
MAHADEVPURA	7 (-)	0 (-)	0 (-)	0 (-)	0 (-)
RR NAGAR	0 (-)	0 (-)	0 (-)	0 (-)	0 (-)
SOUTH	0 (-)	0 (-)	0 (-)	0 (-)	0 (-)
WEST	0 (-)	0 (-)	0 (-)	0 (-)	0 (-)
YELAHANKHA	0 (-)	0 (-)	0 (-)	0 (-)	0 (-)
TOTAL	7 (-)	0 (-)	0 (-)	0 (-)	0 (-)

▲▼ : Shows increase and decrease in numbers as compared to previous day

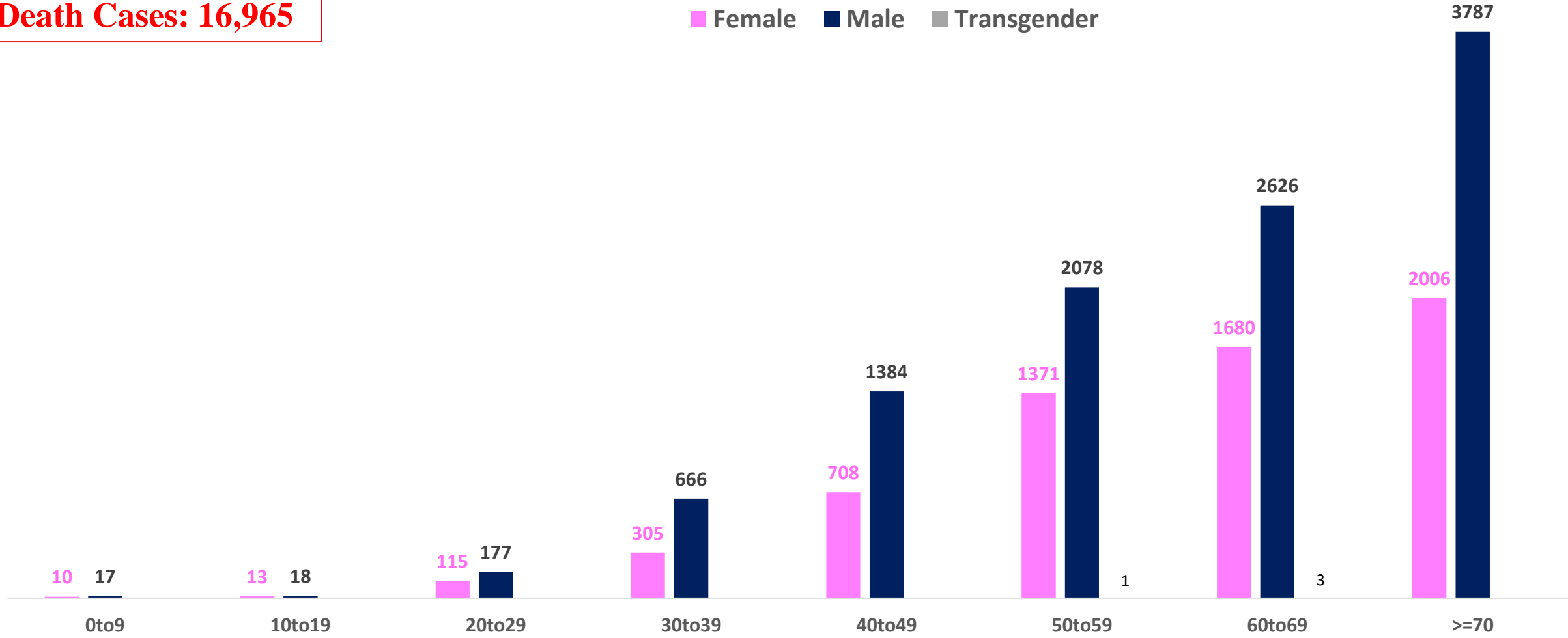


AGE AND GENDER WISE DISTRIBUTION OF DEATH CASES



Death Cases: 16,965

Female Male Transgender





VACCINATION COVERAGE AS ON 08.06.2022



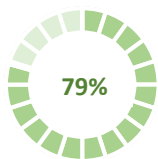
Total Doses Administered

1,93,52,159

▲ 38,878

Total 12-14 years Population : 2.82 Lakhs

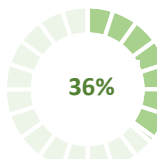
1ST DOSE



2,23,406
Doses administered

▲ 10,332

2ND DOSE

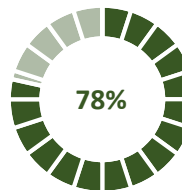


1,01,397
Doses administered

▲ 9,049

Total 15-18 years Population : 4.42 Lakhs

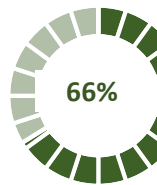
1ST DOSE



3,46,900
Doses administered

▲ 1,044

2ND DOSE

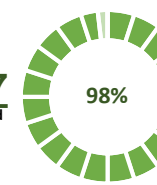


2,92,577
Doses administered

▲ 1,454

Total adult Population : 91.7 Lakhs

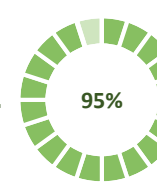
1ST DOSE



90,02,249
Doses administered

▲ 292

2ND DOSE



87,25,032
Doses administered

▲ 10,567

Priority Group*

Health Care Workers

Dose 1

2,10,320
Doses administered

▲ 0

Dose 2

2,06,582
Doses administered

▲ 12

Frontline Workers

Dose 1

3,81,823
Doses administered

▲ 2

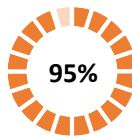
Dose 2

3,72,668
Doses administered

▲ 28

45 – 59 Years Coverage

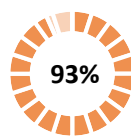
Dose 1



16,94,031
Doses administered

▲ 30

Dose 2

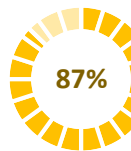


16,54,821
Doses administered

▲ 1,596

18 - 44 Years Coverage

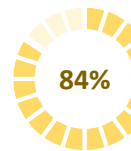
Dose 1



57,36,427
Doses administered

▲ 232

Dose 2



55,40,305
Doses administered

▲ 8,200

60 + Years Coverage

Dose 1



9,79,648
Doses administered

▲ 28

Dose 2



9,50,656
Doses administered

▲ 731

PRECAUTION DOSE



6,60,598
Doses administered

▲ 6,140

PRECAUTION DOSES ADMINISTERED

Health Care Workers

79,797
Booster Doses administered

▲ 352

Front Line Workers

87,654
Booster Doses administered

▲ 1,325

60 + Years Coverage

3,33,386
Booster Doses administered

▲ 1,386

18 + Years Coverage

1,59,761
Booster Doses administered

▲ 3,077

▲ indicates the increase in last 24 hours



COVID-19 SCENARIO IN BENGALURU AND OTHER METROPOLITIAN CITIES



CITY NAME	Positive Cases	Active Cases	Recovered	Deceased	Vaccine Doses Administered
New Delhi	19,09,991	1,691	18,82,086	26,214	3,44,75,155
Bengaluru*	17,90,272	2,776	17,70,531	16,965	2,22,56,392
Mumbai	10,72,619	7,000	10,46,050	19,569	2,12,01,294
Chennai	7,53,068	525	7,43,475	9,068	1,05,59,011
Kolkata	4,47,192	272	4,41,264	5,656	1,02,06,777

Source : <https://dashboard.cowin.gov.in/> at 5:15pm (09.06.2022)
Source : <https://www.covid19bharat.org/> at 5:15 pm (09.06.2022)

*includes BBMP & Bengaluru Urban



SNAPSHOT OF COVID-19 CASES IN BENGALURU URBAN



**Total Wards With
< =10 Cases* :
155**

**Tests Conducted
On 08.06.2022:
17,233**

**Recovery
Rate:
98.90%**

**Total
Active Cases :
2,776**

**Total Vaccinated on
08.06.2022:
38,878**

**Positivity
Rate* :
2.12%**

**Active
Rate:
0.16%**

**Case
Fatality Rate* :
0.05%**



*Total positive cases In the past 7 days

*CFR and positivity is for Past 7 days



ಬೃಹತ್ ಬೆಂಗಳೂರು ಮಹಾನಗರ ಪಾಲಿಕೆ
Bruhat Bengaluru Mahanagara Palike



Download BBMP Bulletin	https://apps.bbmpgov.in/covid19/mediabulletin.php
For BBMPCovid19 Bed Status:	https://apps.bbmpgov.in/covid19/en/Bedstatus.php
To register for vaccination :	https://selfregistration.cowin.gov.in/
BBMP COVID19 Dashboard:	https://apps.bbmpgov.in/covid19/
Follow us on:	 www.facebook.com/bbmp.comm1/
	 twitter.com/BBMPCOMM



Issued by:

Honorable Chief Commissioner, BBMP
Special Commissioner Health & IT, BBMP
MD, Bengaluru Smart City Limited

THANK YOU !

